

June 2008

Product Release: LINTECH's COMET™ Business Intelligence (BI) Dashboard

LINTECH's COMET™ Business Intelligence (BI) Dashboard is one thing no management group can afford not to use! The COMET™ BI Dashboard, which is the newest addition to LINTECH's COMET™ integrated software solutions for long-term and specialty healthcare, allows the users to monitor, analyze and manage performance at the business area level, the facility level and the enterprise level.

The COMET™ BI Dashboard, through quantification of processes and outcomes (using Key Performance Indicators – KPI), gauges the organization's performance in all clinical and business areas. Designed as an open system, it also allows integration of data from non-COMET™ systems.

LINTECH Projects Home > COMET Business Intelligence

COMET Business Intelligence

R&B Charges Patient Days Ancillary Charges Payroll Payroll Hours GL Reports Center Documents Center

View All Site Content

Documents

- Customer Satisfaction Survey
- Survey Results
- Templates
- Assistance
- COMET Dashboards

Lists

- Contacts
- Calendar
- Customers
- Customer Service Tasks
- Acquired Decubs
- Expense Report

Discussions

- Human Resources
- Operations
- Financial Indicators
- Discussions

Pictures

Site Surveys

- Sample Survey
- Annual Picnic

Sites

- Reports Center
- Documents Center


People and Groups

Recycle Bin

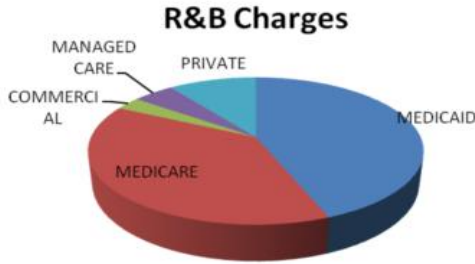
CEO Dashboard

KPIs

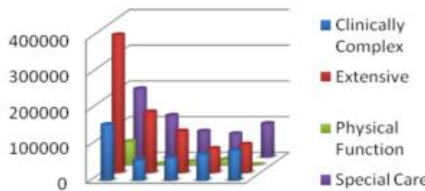
Financial Class	Goal	Actual
COMMERCIAL	232731.83	282731.83
MANAGED CARE	372209	342209
MEDICAID	233426.95	235926.95
MEDICARE	3409288.75	3374288.75
PRIVATE	112394.58	113894.58



R&B Charges



Revenue by RUGS



	Medical Supplies	Occupational Ther	Pharmacy	Physical	Speech Therap
New York	28,372	531,395	323,579	110,635	65,080
New Jersey	28,833	523,205	323,750	97,370	59,350
Connecticut	2,030	496,440	277,517	93,485	80,275
Texas	1,271	164,475	111,640	26,390	18,545
Florida	1,395	73,665	64,187	14,665	6,575
California	944	47,285	43,298	8,890	4,640

The **COMET™ BI Dashboard** is a powerful tool to implement behavioral change, to attain leadership and to effectively share the organization's vision. It empowers the users to:

- Track **Key Performance Indicators (KPI)** and **Quality Indicators (QI)** across the enterprise;
- Manage profitability, productivity and quality;
- Create personal dashboards in minutes; and
- Customize charts and graphs.

Such an application provides managers with up-to-date operational, utilization, financial and clinical performance information, which enables them to compare these performances to benchmarks, resulting in better and faster decision-making and the achievement of positive behavior changes.

* * *

Please call toll-free: **(877) 4-LINTEC** or email: sales@LINTECHsoftware.com to get more information about this and other software applications and to set up a demo.

Please visit www.LINTECHsoftware.com to learn more about **LINTECH** and its comprehensive and fully-integrated software solutions for long-term and specialty healthcare.